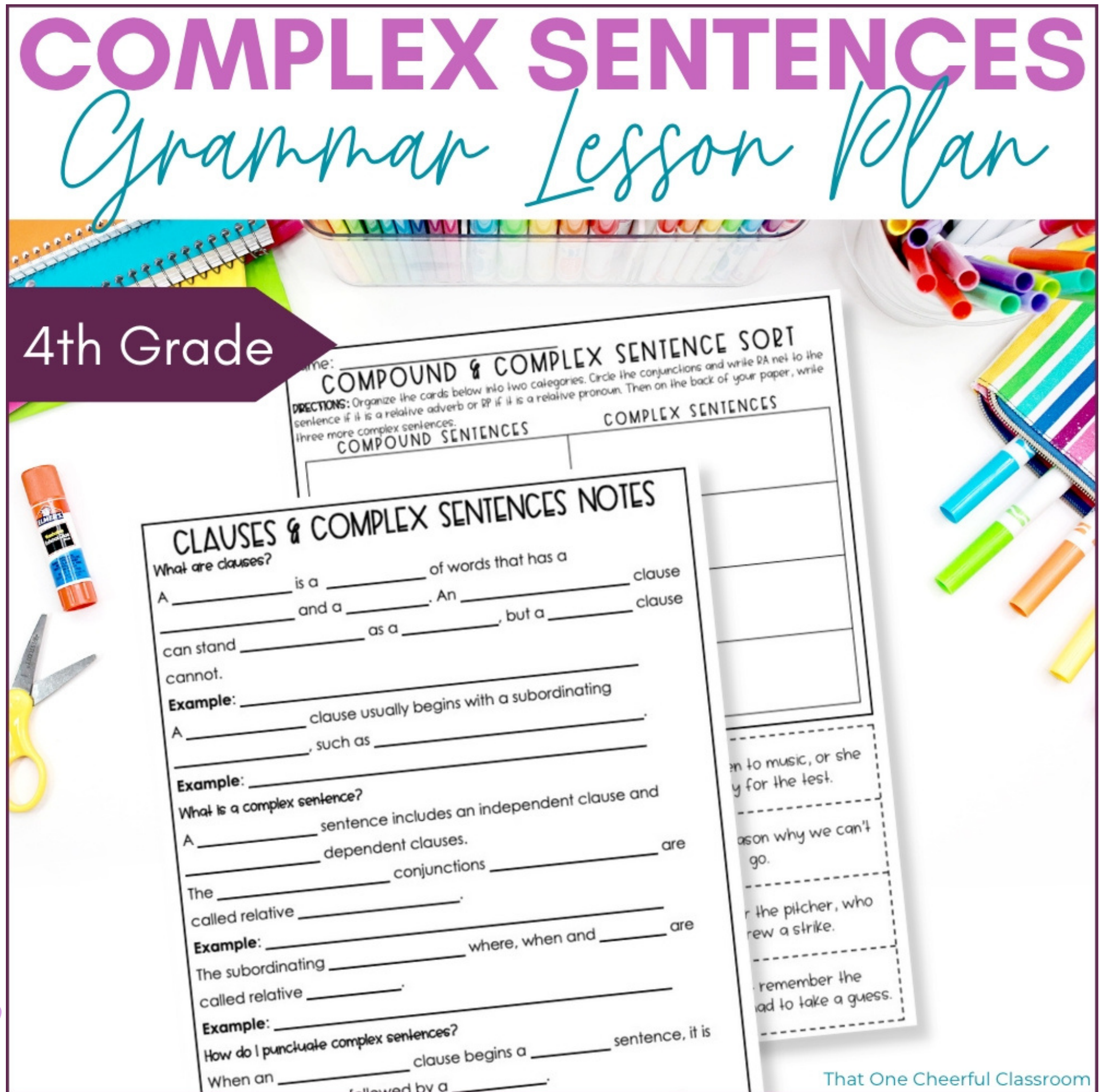


5 Days of Lessons to Teach Students to Write Complex Sentences for 4th Grade

Scroll
to take a peek inside!

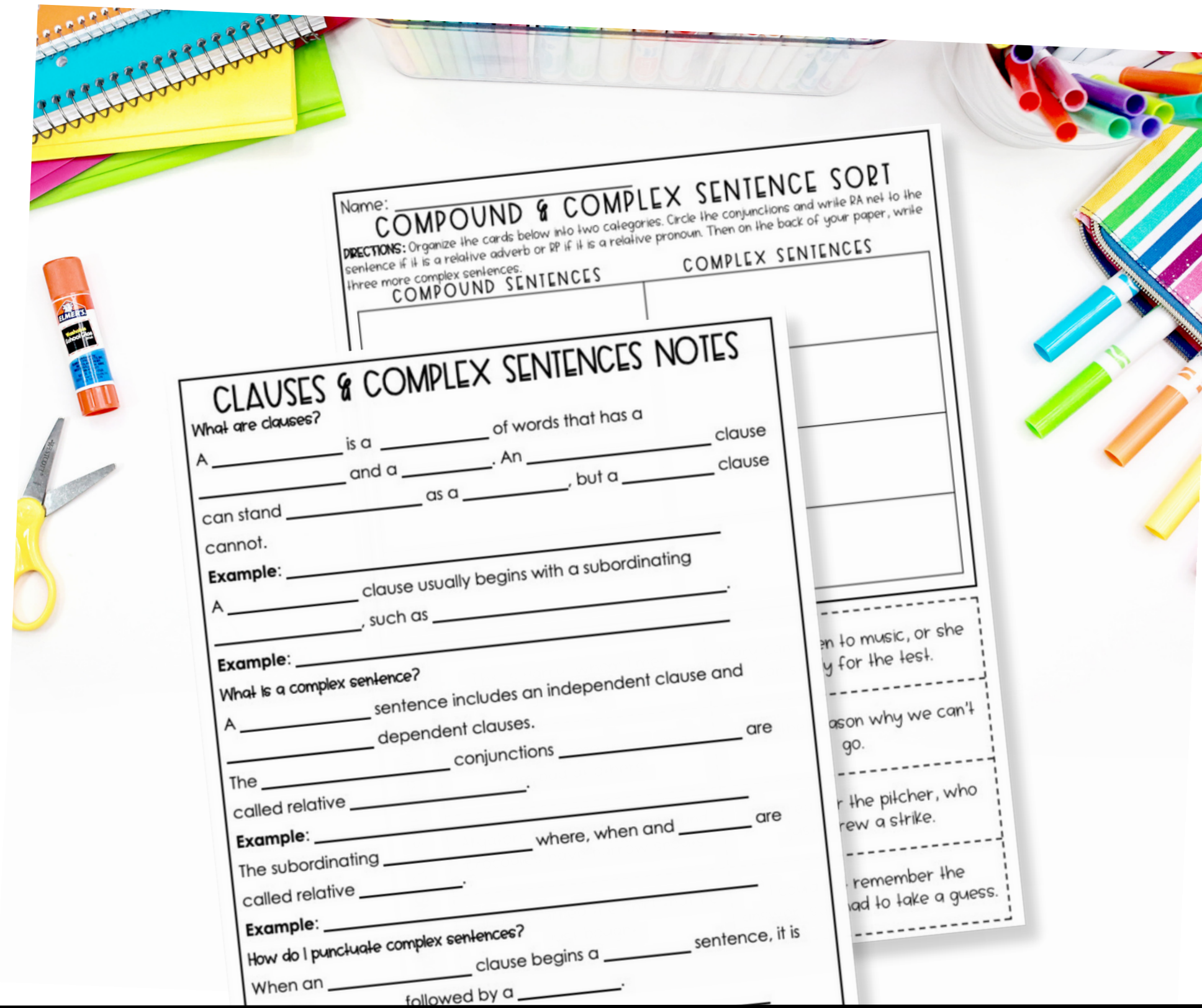


SOUND FAMILIAR?

- ✓ Your students moan and groan when it's grammar time.
- ✓ Getting them to use proper grammar in their writing is like pulling teeth.
- ✓ Demonstrating good grammar is difficult because you're not sure what to use.

I've been there.

**I USED TO HATE TEACHING GRAMMAR.
BUT WHEN I CHANGED
FROM TEACHING
GRAMMAR IN
ISOLATION, MY
STUDENTS' WRITING
WAS IMPROVED SO
MUCH!**



5 DAYS OF LESSON PLANS WITH ACCOMPANYING SLIDES AND ENGAGING STUDENT ACTIVITIES



5 Days of Lesson Plans



Guided Grammar Notes



15 Instructional Slides



Mentor Sentence & Imitation
Sentences



Student Practice Activity



Assessment with Revising + Editing
Checklist and Rubric



DITCH THE OVERWHELM

DAY 5 Revise and Edit for the Grammar Skill and Assess the Grammar Skill

Materials

Google Slides #11, 12, 13
Revising & Editing Checklist for each student
Written piece to model revising and editing. (Create one or use a student sample.)
Students' current or prior written piece.
Assessment and Assessment Rubric for each student
Teacher copy of Grammar Skill Recording Chart

Project Slide #11: I CAN STATEMENT

- Review the lesson's I Can Statement by reading it aloud.

Project Slide #12: REVISING CHECKLIST

- Copy and distribute the Revising and Editing Checklist to each student.
- Explain that today students will revise and edit their writing for the targeted grammar skill.
- Read aloud the items on the revising checklist.
- Model how to complete the revising checklist.
- Ask students to revise their own written piece using the revising checklist. Confer with students while they are revising.
- Invite a few students to share revisions they made.

Project Slide #13: EDITING CHECKLIST

- Read aloud the items on the editing checklist.
- With the same written piece, model how to use the editing checklist. Teach any editing marks that may apply.
- Ask students to edit their own written piece using the editing checklist. Confer with students while they are editing.
- Invite a few students to share edits they made.
- Discuss how their writing is enhanced after revising and editing.

Project Slide #14: ASSESSMENT

- Copy and distribute the Assessment and Assessment Rubric pages to each student.
- Read aloud the directions on the pages.
- Allow 15-20 minutes for students to complete their assessments (optionally also have them grade their own writing with the rubric).
- Collect assessments and grade them with the rubric. Record your grade for each student.

© That One Cheerful Classroom

List of Materials You Need That Are Provided to You

Specific Directions on How to Teach

Assessment Rubric to Make it Easy to Assess Students

2 Per Page to Eliminate Paper Waste

Name: _____

ASSESSMENT RUBRIC

3	2	1	0
All 3 sentences have an independent clause and a dependent clause.	Only 2 sentences have an independent clause and a dependent clause.	Only 1 sentence has an independent clause and a dependent clause.	No sentence has an independent clause and a dependent clause.
All 3 sentences have a comma and conjunction to join the clauses if the dependent clause comes first.	Only 2 sentences have a comma and conjunction to join the clauses if the dependent clause comes first.	Only 1 sentence has a comma and conjunction to join the clauses if the dependent clause comes first.	No sentence has a comma and conjunction to join the clauses if the dependent clause comes first.

Score: _____ /6

© That One Cheerful Classroom

Name: _____

ASSESSMENT RUBRIC

3	2	1	0
All 3 sentences have an independent clause and a dependent clause.	Only 2 sentences have an independent clause and a dependent clause.	Only 1 sentence has an independent clause and a dependent clause.	No sentence has an independent clause and a dependent clause.
All 3 sentences have a comma and conjunction to join the clauses if the dependent clause comes first.	Only 2 sentences have a comma and conjunction to join the clauses if the dependent clause comes first.	Only 1 sentence has a comma and conjunction to join the clauses if the dependent clause comes first.	No sentence has a comma and conjunction to join the clauses if the dependent clause comes first.

Score: _____ /6

© That One Cheerful Classroom

SKILLS COVERED

- Independent Clauses
- Dependent Clauses
- Relative Pronouns
- Relative Adverbs
- Subordinating Conjunctions

CLAUSES & COMPLEX SENTENCES NOTES
What are clauses?
A _____ is a _____ of words that has a _____ and a _____. An _____ clause can stand _____ as a _____, but a _____ clause cannot.
Example: _____
A _____ clause usually begins with a subordinating _____, such as _____.
Example: _____
What is a complex sentence?
A _____ sentence includes an independent clause and _____ dependent clauses.
The _____ conjunctions _____ are called relative _____.
Example: _____
The subordinating _____ where, when and _____ are called relative _____.
Example: _____
How do I punctuate complex sentences?
When an _____ clause begins a _____ sentence, it is usually _____ followed by a _____.
Example: _____
When a dependent _____ begins a complex sentence, it is usually followed by a _____.
Example: _____

All of the materials you need to teach and assess complex sentences.

CLAUSES & COMPLEX SENTENCES NOTES

What are clauses?

A _____ is a _____ of words that has a _____ and a _____. An _____ clause can stand _____ as a _____, but a _____ clause cannot.

COMPOUND & COMPLEX SENTENCE SORT

NAME: _____

DIRECTIONS: Organize the cards below into two categories. Circle the conjunctions and write RA next to the sentence if it is a relative adverb or RP if it is a relative pronoun. Then on the back of your paper, write three more complex sentences.

CATEGORY #1

CATEGORY #2

This is Harry, whom I met yesterday.

Mary can listen to music, or she can study for the test.

I am good at some things, and I am bad at others.

I know the reason why we can't go.

Alligators have wide snouts, and crocodiles have narrow snouts.

I cheered for the pitcher, who just threw a strike.

Carlos returned the shirt that he just bought.

I could not remember the answer, so I had to take a guess.

ASSESSMENT

Write out your favorite games. Use a relative adverb. One sentence should use a relative pronoun to join the two clauses if the dependent clause comes first.

_____ with a subordinating _____.

_____ independent clause and _____ are _____.

_____, when and _____ are _____.

_____ sentence, it is _____.

_____ complex sentence, it is _____.

Guided Notes,
Matching, and
Assessments

PowerPoint and
Google Slides
Provided

Slide 12

REVISING CHECKLIST

1.

Read my writing.

2.

Check that each sentence has a dependent clause.

3.

Check that each sentence has an independent clause.

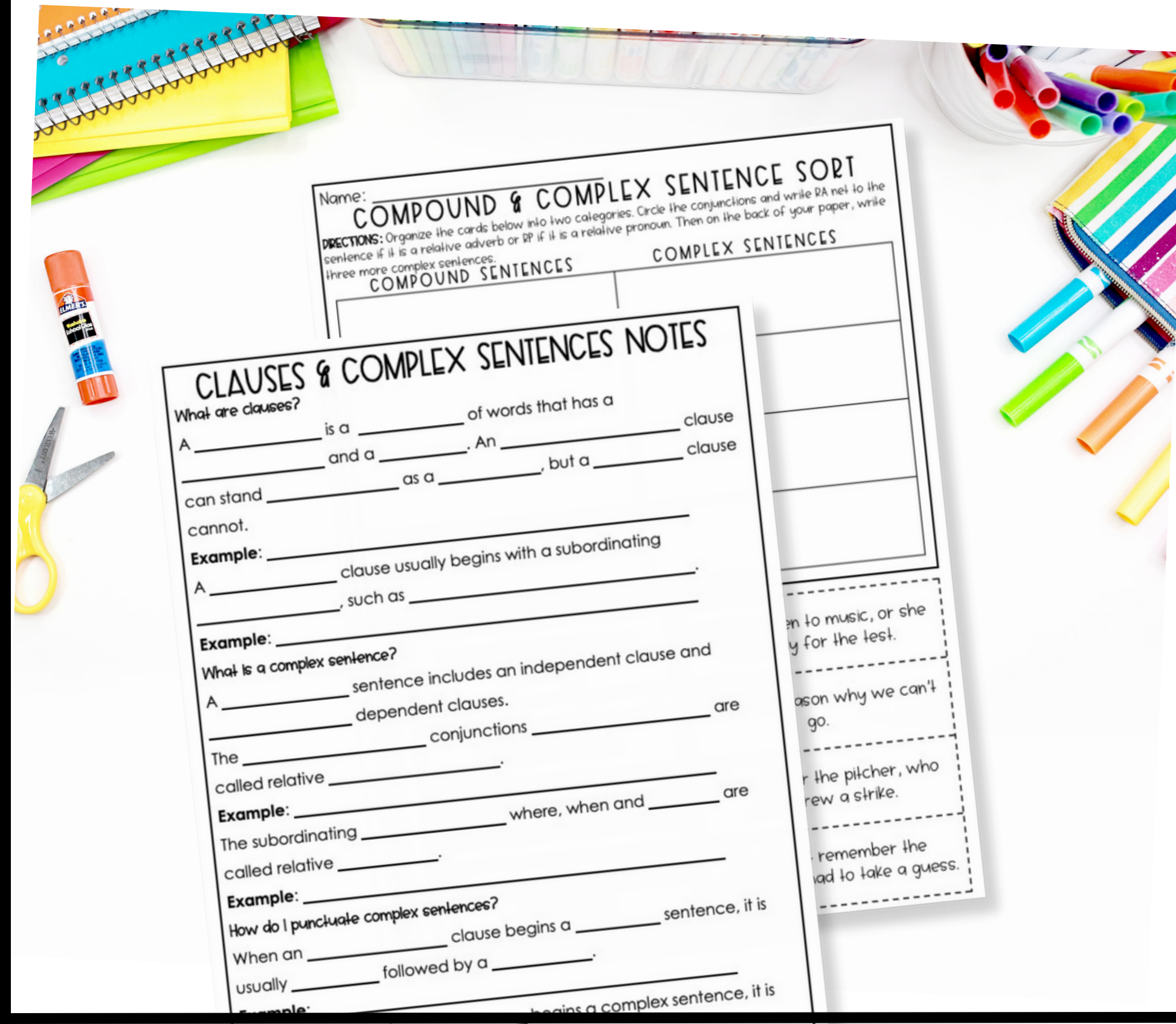
Slide 1

WHAT DO YOU NOTICE?

By the time they woke up in the morning, breakfast was coming down.

Cloudy with a Chance of Meatballs
Judi Barrett

Get Instant Access



1. Add this resource to your cart

Add one to cart

2. Check out securely

3. Download right away

Download

4. Use with your class

5. Leave a review on your My Purchases page to get reward points to spend on new resources!

Leave a review