

# Multiplying Fractions Scavenger Hunt

## What's Included:

- 12 Question Cards on Multiplying Fractions by Whole Numbers
- Student Recording Sheet
- Answer Key

## Great to Use For:

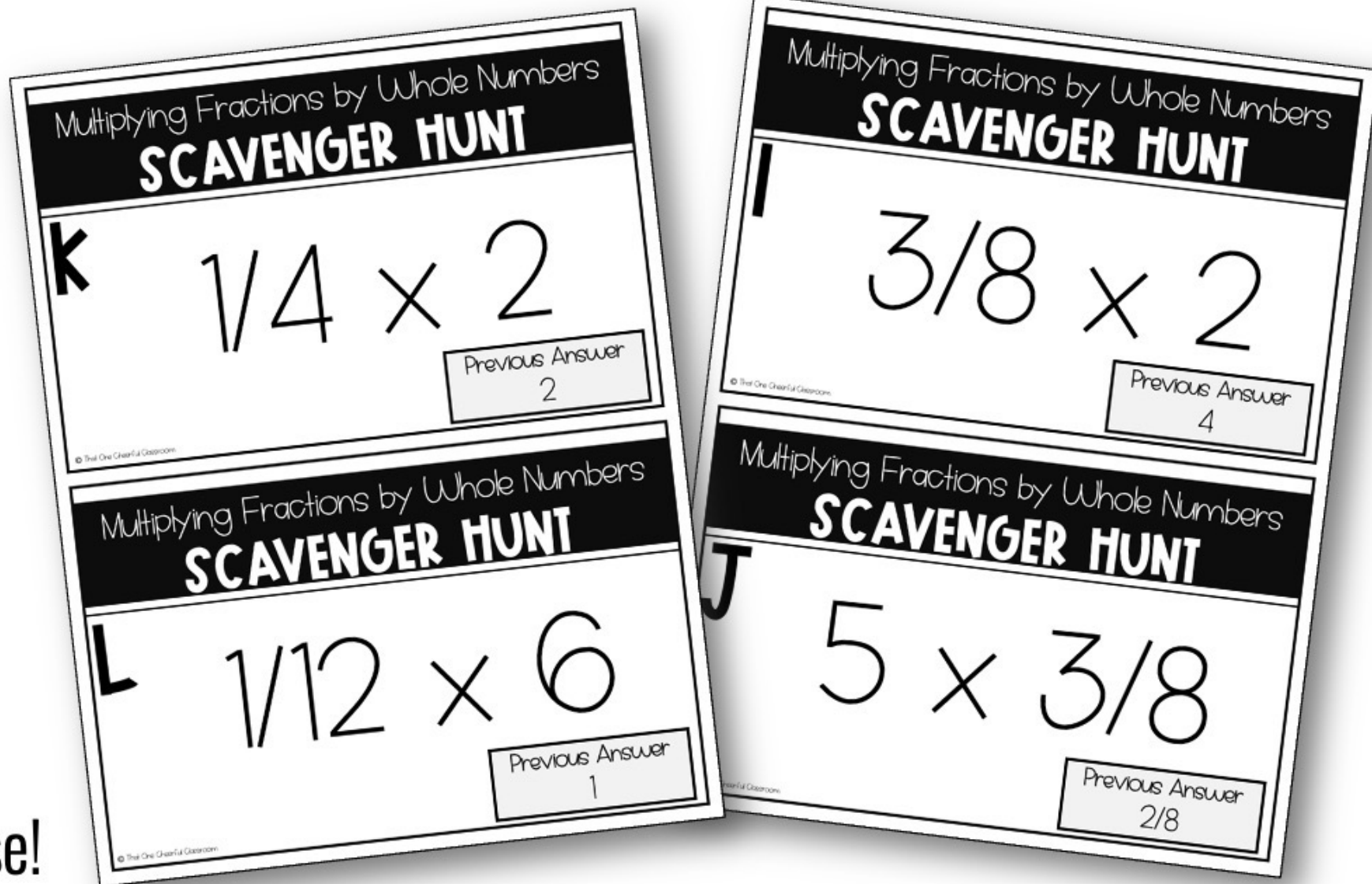
- Practice or Review
- Math Centers
- Independent Work

## What are Math Scavenger Hunts?

- Interactive Math Activity
- Students answer math problems through a math loop
- Self-Checking
- Engaging and fun!

Easy to  
Print and  
Use!

# 12 Question Cards















Print, cut in half & use!

# Specific Directions, Answer Key & Recording Sheet

Name: \_\_\_\_\_ Date: \_\_\_\_\_

## MULTIPLYING FRACTIONS BY WHOLE NUMBERS

Directions: Start at any station. Write the station letter in the circle. Put any work and the answer in the box. Your answer will lead you to the next station. If you get back to your original station, you answered all questions correctly!

This station should lead you back to the first station you did.

© The One Greatful Classroom

## TEACHER DIRECTIONS

This scavenger hunt allows students to practice fraction multiplication problems involve students to apply their knowledge of solving multiplying fractions by whole numbers equations.

This activity comes aligned to the 4<sup>th</sup> Grade Common Core Standards and comes with an answer key to make it easier for you.

All you need to do is cut the problem pages in half, tape them to your surfaces, and copy recording sheets for your students for an active lesson.

### Works:

Students start at one of the problems.

They will write the letter of the problem in the box on the recording sheet.

Then they will look for their answer on one of the problem pages.

Once they find it, they will start on that problem on the next page.

They will go through all problems and end up at the first station they started at.

When they go through all problems and end up at the first station they started at, they have completed the scavenger hunt.

© The One Greatful Classroom

## ANSWER KEY

Find the 1<sup>st</sup> letter the student started on and follow the key from there. They should end with the letter they started at.

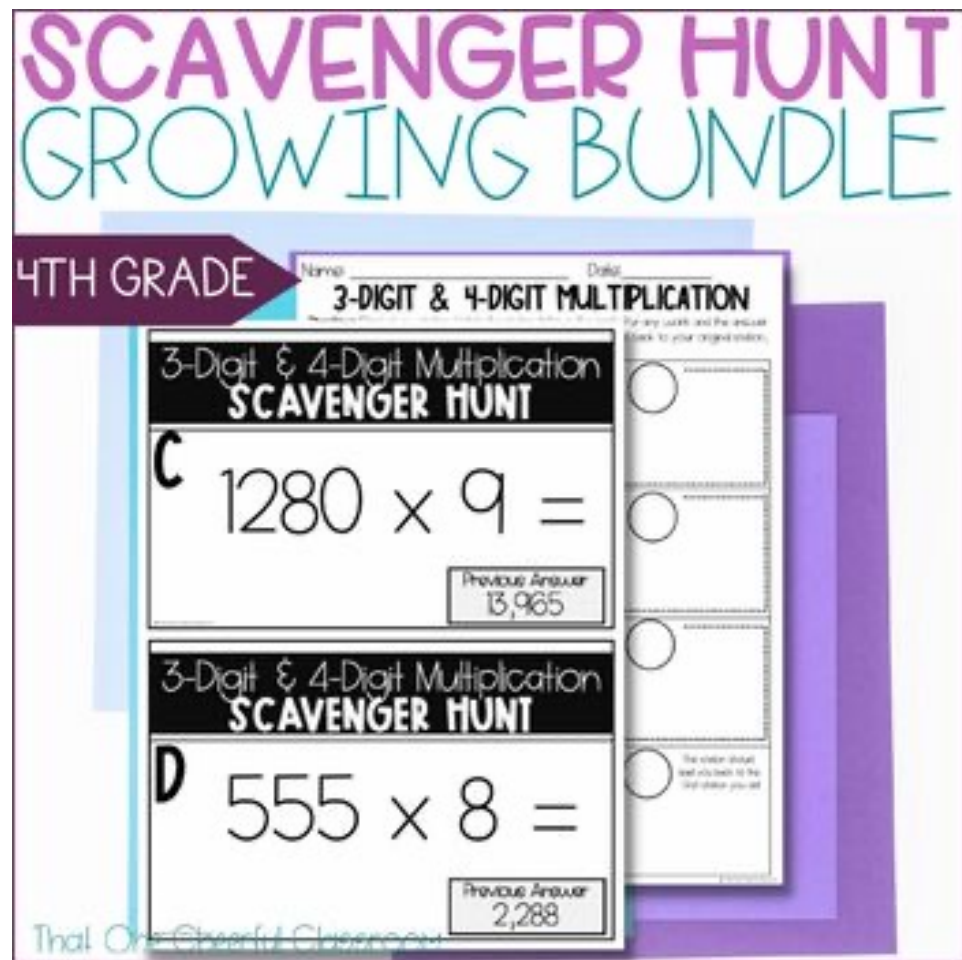
F → K → H → E → D → C → J → A → L → G  
→ B → I → F

© The One Greatful Classroom

Easy to grade!



# Upgrade to get the bundle!



**Includes scavenger  
hunts for ALL 4<sup>th</sup>  
grade math  
standards.**